

Precooling and percooling (cooling during exercise) both improve performance in the heat: a meta-analytical review

Coen C W G Bongers,¹ Dick H J Thijssen,^{1,2} Matthijs T W Veltmeijer,¹ Maria T E Hopman,¹ Thijs M H Eijssvogels^{1,3}

► Additional material is published online only. To view please visit the journal online (<http://dx.doi.org/10.1136/bjsports-2013-092928>).

¹Department of Physiology, Radboud university medical center, Nijmegen, The Netherlands

²Liverpool John Moores University, Liverpool, UK

³Department of Cardiology, Henry Low Heart Centre, Hartford Hospital, Hartford, Connecticut, USA

Correspondence to

Dr Thijs M H Eijssvogels, Department of Physiology (392), Radboud university medical center, P.O. Box 9101, Nijmegen 6500 HB, The Netherlands; Thijs.Eijssvogels@radboudumc.nl

Received 25 July 2013

Revised 26 November 2013

Accepted 18 January 2014

ABSTRACT

Background Exercise increases core body temperature (Tc), which is necessary to optimise physiological processes. However, excessive increase in Tc may impair performance and places participants at risk for the development of heat-related illnesses. Cooling is an effective strategy to attenuate the increase in Tc. This meta-analysis compares the effects of cooling *before* (precooling) and *during* exercise (percooling) on performance and physiological outcomes.

Methods A computerised literature search, citation tracking and hand search were performed up to May 2013. 28 studies met the inclusion criteria, which were trials that examined the effects of cooling strategies on exercise performance in men, while exercise was performed in the heat ($>30^{\circ}\text{C}$). 20 studies used precooling, while 8 studies used percooling.

Results The overall effect of precooling and percooling interventions on exercise performance was $+6.7\pm0.9\%$ (effect size (ES)=0.43). We found a comparable effect ($p=0.82$) of precooling ($+5.7\pm1.0\%$ (ES=0.44)) and percooling ($+9.9\pm1.9\%$ (ES=0.40)) to improve exercise performance. A lower finishing Tc was found in precooling (38.9°C) compared with control condition (39.1°C , $p=0.03$), while Tc was comparable between conditions in percooling studies. No correlation between Tc and performance was found. We found significant differences between cooling strategies, with a combination of multiple techniques being most effective for precooling ($p<0.01$) and ice vest for percooling ($p=0.02$).

Conclusions Cooling can significantly improve exercise performance in the heat. We found a comparable ES for precooling and percooling on exercise performance, while the type of cooling technique importantly impacts the effects. Precooling lowered the finishing core temperature, while there was no correlation between Tc and performance.

INTRODUCTION

Excessively elevated core body temperature (Tc), arising from a disbalance between heat production and heat loss during prolonged exercise, has a negative impact on physiological functions and exercise performance.^{1,2} Moreover, an elevated Tc can even lead to the development of severe heat illnesses, such as heat stroke.² The relevance of attenuating the increase in Tc during exercise is highlighted by the organisation of future major sport events in hot and/or humid climatic conditions (eg, Olympic Games of Rio de Janeiro 2016 and the FIFA World Cup in Brazil 2014 and Qatar 2022). Moreover, the level of performance

decrement increases progressively with a rise in environmental heat stress.³ Strategies that can prevent excessive heat storage during exercise in the heat, and consequently a reduction in exercise performance, are therefore of high interest.

Cooling can be applied prior to (*precooling*) or during (*percooling*) exercise to attenuate the increase in Tc and improve exercise performance. Existing reviews and meta-analyses showed that precooling can effectively enhance exercise performance.^{4–7} A substantially lower number of studies focused on cooling strategies applied *during* exercise: percooling. Performance benefits of precooling normally decrease after 20–25 min of exercise.⁸ Therefore, the use of cooling techniques *during* an exercise bout, especially when involving endurance exercise, may elongate the duration of the beneficial effects of the cooling intervention on exercise performance. In addition to the larger ‘window of opportunity’ to cool the athlete, the level of thermal strain is higher during exercise compared with resting conditions.⁹ This suggests that cooling during exercise has a large potential in clinical practice to prevent significant thermal strain and maintain exercise performance. These cooling strategies are referred to as percooling, derived from the Latin word *per* meaning ‘during’. Until now, relatively little is known about the impact of percooling on exercise performance, or examined the hypothesis that percooling is more effective than precooling.¹⁰

The purpose of this meta-analytical review is to compare the effects of precooling and percooling on exercise performance and on relevant thermophysiological outcomes (ie, Tc, skin temperature (T_{skin}) and heart rate (HR)) in healthy volunteers under hot climatic conditions. Furthermore, the effects of precooling and percooling on performance may vary between cooling techniques (cooling vests, cold water immersion, cold water ingestion, cooling packs and mixed method cooling).^{4–6, 11–13} Better insight into these techniques is necessary to identify the ‘best practice’ cooling technique to improve exercise performance under hot thermal conditions. Therefore, the second aim of this study is to review the current literature on this topic and determine differences between cooling techniques.

METHODS

Search strategy

We searched PubMed and Web of Science. Ten MeSH terms and keywords (‘exercise’, ‘cooling’, ‘performance’, ‘during exercise’, ‘precooling’,

To cite: Bongers CCWG, Thijssen DHJ, Veltmeijer MTW, et al. *Br J Sports Med* Published Online First: [please include Day Month Year] doi:10.1136/bjsports-2013-092928

Review

'effects', 'ice slurry ingestion', 'cooling vest', 'cold water immersion', and 'cold water ingestion') were combined by Boolean logic (AND), and the results were limited to human subjects and articles written in English. Each database was searched from their earliest available article up to 7 May 2013. We also searched the reference lists of all incoming articles.

Study selection

Selection of publications for inclusion in this meta-analysis was based on the following criteria. First, only studies applying a cooling intervention before (precooling) or during exercise (percooling) and in a crossover design were selected. Moreover, only studies performed in hot ambient conditions with ambient temperatures $\geq 30^{\circ}\text{C}$ were included. Second, only study populations comprising male adults, or studies comprising both sexes where data of male participants were reported separately, were included to avoid any potential impact of the menstrual cycle

on study results. Furthermore, only studies reporting at least one outcome parameter associated with cycling or running exercise performance (eg, finish time, completed distance, time to exhaustion, power output, etc) were included in this meta-analysis. Studies that merely evaluated the effects of cooling on physiological outcomes (HR and blood lactate levels) were excluded. The first author was responsible for the study selection. After the selection process, all studies were discussed with two coauthors. In case of disagreement about the inclusion of a study, a voting process was used to determine if a study was included or not. [Figure 1](#) provides a flow chart of our literature search.

Study classification

After inclusion, studies were classified into groups based on the following criteria. For our first aim, studies were classified based on the type of cooling (precooling vs percooling). For our

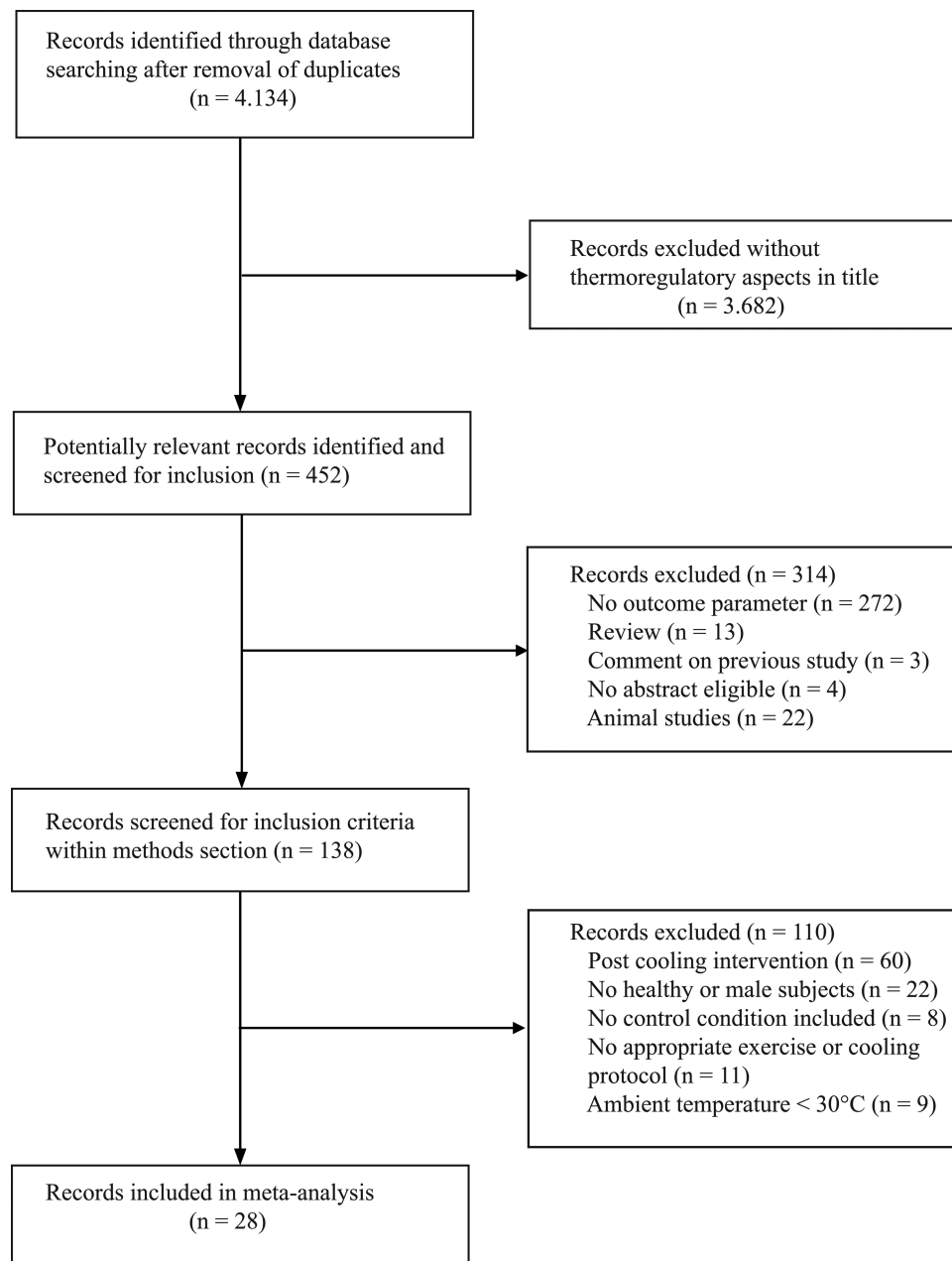


Figure 1 Overview of selection process of the included studies for this meta-analysis. N indicates the number of studies.

second aim, studies were classified according to their cooling strategy: (1) cooling vest (ice vests and evaporative cooling vests), (2) cold water immersion, (3) cold water ingestion and/or ice slurry ingestion, (4) cooling packs and (5) mixed method cooling (combined application of two or more cooling techniques). Furthermore, studies that compared multiple cooling intervention trials with the same control condition were included more than once.

Effect size assessment

For all studies that were included, standardised mean differences (effect size (ES) in Hedge's *g*) and 95% CIs were calculated for continuous outcomes using the Cochrane Collaboration's software Review Manager V5.1.0 (Cochrane IMS, Melbourne, Australia). Statistical analyses were also performed using this software, with the significance level set at $p < 0.05$. The calculations in this program were based on the difference in outcome between the intervention and the control conditions. To calculate the SE, we needed the exact *p* value (for calculation of the *t* value). When the *p* value was not provided, we contacted the corresponding author. However, if this information could not be provided or the author did not respond, we used $p = 0.049$ and $p = 0.051$ for $p < 0.05$ and $p > 0.05$, respectively. This progressive approach avoids an overestimation of the effect of cooling. However, as it may also cause a selection bias, we performed a subanalysis including only studies that provided the exact *p* values.

Negative effects of cooling were indicated with a minus sign. Data for all single studies and weighted average values were presented as mean \pm SD. The interpretation of the ES was based on the following scale: 0–0.19 = negligible effect, 0.20–0.49 = small effect, 0.50–0.79 = moderate effect and ≥ 0.80 = large effect.¹⁴ The presence of publication bias was established by evaluating Begg's funnel plot asymmetry¹⁵ and Egger's linear regression test,¹⁶ in which $p < 0.05$ was considered significant.¹⁷

Physiological parameters

We included *T_c*, *T_{skin}* and HR in this meta-analysis. Data were extracted from the text, tables or figures (using GetData Graph Digitizer software V2.26). The effect of the cooling intervention was calculated by subtracting data of the cooling condition from the control condition (ΔT_c , ΔT_{skin} and ΔHR). Correlations between the change in physiological responses and the relative change in performance were calculated using SPSS V20.0 (SPSS, Chicago, USA), and the level of significance was set at $p < 0.05$. Student paired *t* tests were used to examine differences in finishing *T_c*, *T_{skin}* and HR between the cooling and the control conditions.

RESULTS

Included studies

A total of 28 manuscripts that met our inclusion criteria^{11 12 18–43} were identified. Some of these studies compared multiple cooling interventions and were therefore included more than once, which resulted in a total of 36 studies with a total number of 323 participants. Characteristics of the included studies are summarised in the online supplementary table S1. The average sample size was 9, while the largest study was based on 20 participants. The weighted average improvement of the cooling strategies on exercise performance in all studies was $6.7 \pm 0.9\%$ and the weighted average ES was 0.43 ± 0.06 . A funnel plot of all studies demonstrates the presence of publication bias due to asymmetry (figure 2). The publication bias was confirmed by a statistically significant Egger's test ($p < 0.01$) and a significant Begg's funnel plot ($p = 0.01$). The subanalysis, in which the studies with exact *p* values were included

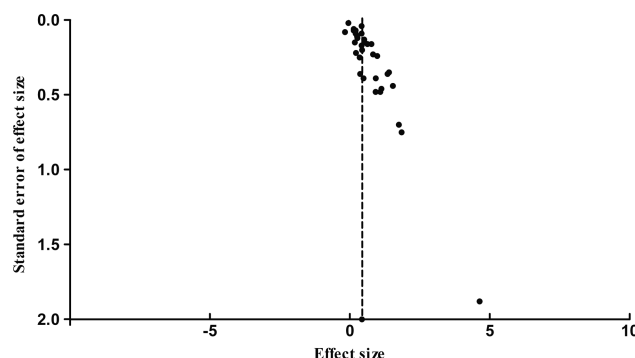


Figure 2 The funnel plot analysis indicated a possible presence of publication bias due to the asymmetrical shape. The vertical dotted line represents the weighted average effect size of all included studies. The x-axis showed the effect size, and the y-axis the SE of the effect size.

only, did not alter the outcomes of the original analysis. Therefore, only data from the initial analysis are provided.

Precooling versus percooling

Twenty-seven studies applied a precooling intervention and nine studies applied percooling (figure 3). The weighted average exercise performance improvement of precooling was $5.7 \pm 0.9\%$ ($ES = 0.44$) and for percooling interventions it was $9.9 \pm 1.9\%$ ($ES = 0.40$). We found no significant difference in ES for both types of cooling on exercise performance in the heat ($p = 0.82$).

Effects on physiological parameters

Table 1 shows an overview of the (change in) physiological parameters during the control and cooling conditions. We found a significantly lower finishing *T_c* in the precooling (38.9°C) condition compared with the control (39.1°C , $p = 0.03$), while *T_c* was comparable for the percooling studies. *T_{skin}* and HR did not differ between the cooling and control conditions for precooling and percooling (all *p* values > 0.05). Furthermore, no correlations were found between measures of performance and ΔT_c , ΔT_{skin} and ΔHR for precooling, percooling and the pooled set of cooling studies (all *p* values > 0.05).

Different cooling techniques

Precooling

We found that the effect of the different cooling strategies on exercise performance differed significantly across precooling techniques ($p < 0.001$). Mixed method cooling ($+7.3\%$, $ES = 0.72$, figure 3) demonstrated a significantly larger ES ($p < 0.01$) compared with cold water immersion ($+6.5\%$, $ES = 0.49$), cold water/ice slurry ingestion ($+6.3\%$, $ES = 0.40$), cooling packs ($+4.3\%$, $ES = 0.40$) and cooling vests ($+3.4\%$, $ES = 0.19$; table 2).

Percooling

For percooling studies, three different cooling techniques were identified: ice vest, cold water ingestion and cooling packs (table 2). We found a significant difference in ES between the three percooling techniques in our meta-analysis ($p = 0.01$). Wearing an ice vest during exercise ($+21.5\%$, $ES = 4.64$) was significantly more effective in improving exercise performance compared with cold water ingestion ($+11\%$, $ES = 1.75$) and cooling packs ($+8.4\%$, $ES = 0.39$) ($p = 0.02$, table 2).

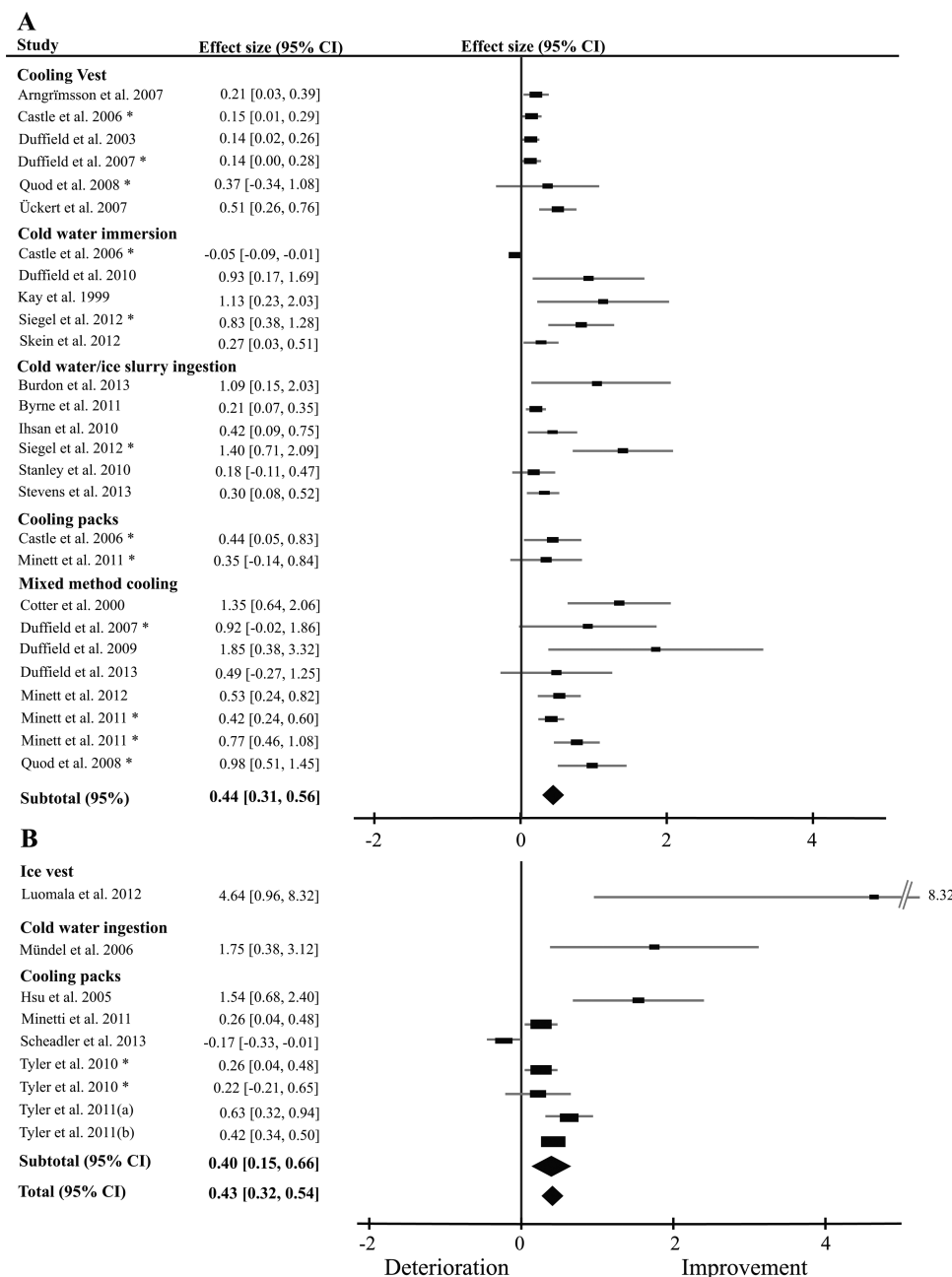


Figure 3 Forest plot summarising the effects of different cooling techniques on exercise performance for the precooling studies (A) and the percooling studies (B). The magnitude of the effect size indicates: 0–0.19 = negligible effect, 0.20–0.49 = small effect, 0.50–0.79 = moderate effect and ≥ 0.80 = large effect.¹⁴ The black rectangles represented the weighted effect size and the grey lines are the 95% CIs. The size of the rectangles indicated the weight of the study, which is calculated separately for the precooling and percooling studies. *Studies that used multiple cooling intervention trials were included more than once.

DISCUSSION

The purpose of this meta-analysis was to (1) compare the effects of precooling versus percooling on exercise performance and thermophysiological responses in the heat and (2) to identify the most effective cooling technique for improvement in exercise performance. Data review and analysis of the existing studies indicates that cooling significantly improves exercise performance, while the effect of cooling was similarly present between precooling and percooling. Second, thermophysiological (such as T_{re} , T_{skin} and HR) outcomes did not change in response to precooling and percooling, while no correlation was present between the change in thermophysiological measures and exercise performance. Third, we found significant differences between precooling techniques to

improve exercise performance, with the use of a mixed method of cooling being the most effective. Such an effect between different techniques was also observed for percooling, with an ice vest being the most effective strategy. Taken together, cooling prior to or during exercise in the heat improves exercise performance with evidence supporting a superior effect of mixed methods for precooling and ice vests for percooling on performance levels in athletes, while these performance effects are unlikely to be related to a lower T_{skin} or T_{re} .

Our analysis summarises and demonstrates a significant effect of cooling interventions on exercise performance in healthy athletes under demanding thermal conditions.^{1 7 44} We extend the current knowledge by the observation that the impact of

Table 1 Individual study data regarding the physiological responses, in which Δ were calculated as cooling minus control condition

		Tc maximum control	Tc maximum cooling	Δ Tc maximum	Tskin maximum control	Tskin maximum cooling	Δ Tskin maximum	HR maximum control	HR maximum cooling	Δ HR maximum	Performance (%)
Precooling											
Cooling packs	Castle <i>et al</i> ¹⁸	39.1	38.4	-0.7	36.9	36.4	-0.5	179	181	2	4.3
	Minett <i>et al</i> ²⁷	39.1	39.1	0	34.0	34.2	0.2	173	175	2	4.3
	Weighted average	39.1	38.8	-0.4	35.5	35.3	-0.1	176	178	2	4.3
Cooling vests	Arngrímsson <i>et al</i> ¹¹	39.8	39.6	-0.2	34.2	34.5	0.3	195	195	0	1.3
	Castle <i>et al</i> ¹⁸	39.1	38.9	-0.2	36.9	36.6	-0.3	179	184	5	1.5
	Duffield <i>et al</i> ²⁰	38.8	38.7	-0.1	34.0	33.6	-0.4	NA	NA	NA	2.4
	Duffield <i>et al</i> ²²	39.6	39.2	-0.4	34.4	34.4	0	182	187	5	1.3
	Quod <i>et al</i> ³⁰	39.6	39.7	0.1	34.6	34.5	-0.1	193	193	0	1.5
	Ückert <i>et al</i> ³⁶	38.8	38.4	-0.4	35.6	35.1	-0.5	192	190	-2	7.3
	Weighted average	39.3	39.1	-0.2	35.0	34.8	-0.2	188	190	2	3.4
	Burdon <i>et al</i> ⁴³	38.7	38.7	0.0	33.4	33.3	-0.1	165	168	3	10.5
	Byrne <i>et al</i> ³⁷	38.6	38.1	-0.5	35.4	35.1	-0.3	190	189	-1	2.9
Cold water ingestion	Ihsan <i>et al</i> ³⁹	38.8	39.1	0.3	35.6	35.8	0.2	NA	NA	NA	6.9
	Siegel <i>et al</i> ⁶	39.5	39.8	0.3	35.7	35.5	-0.2	188	189	1	12.8
	Stanley <i>et al</i> ³²	39.1	39.0	-0.1	NA	NA	NA	191	191	0	1.9
	Stevens <i>et al</i> ⁴²	39.0	38.2	-0.8	NA	NA	NA	NA	NA	NA	2.8
	Weighted average	39.0	38.8	-0.1	35.0	34.9	-0.1	184	184	1	6.3
	Cotter <i>et al</i> ¹⁹	38.9	38.5	-0.4	35.9	35.1	-0.8	178	177	-1	15.2
	Duffield <i>et al</i> ²²	39.6	39.0	-0.6	34.4	34.0	-0.4	182	187	5	8.3
	Duffield <i>et al</i> ²³	39.3	38.8	-0.5	NA	NA	NA	162	146	-16	7.7
	Duffield <i>et al</i> ²⁸	39.0	38.9	-0.1	34.6	34.8	0.2	182	186	4	3.0
Mixed method cooling	Minett <i>et al</i> ²⁷	39.1	39.0	-0.1	34.0	34.1	0.1	173	170	-3	5.2
	Minett <i>et al</i> ²⁷	39.1	38.7	-0.4	34.0	33.1	-0.9	173	169	-4	9.5
	Minett <i>et al</i> ¹²	39.1	38.7	-0.4	33.9	33.1	-0.8	178	170	-8	4.7
	Quod <i>et al</i> ³⁰	39.6	39.5	-0.1	34.6	33.8	-0.8	193	192	-1	4.0
	Weighted average	39.1	38.9	-0.3	34.5	34.0	-0.5	178	175	-3	7.3
	Castle <i>et al</i> ¹⁸	39.1	38.8	-0.3	36.9	34.5	-2.4	179	175	-4	-0.5
	Duffield <i>et al</i> ²¹	39.0	38.9	-0.1	35.7	35.5	-0.2	178	183	5	7.2
	Kay <i>et al</i> ²⁵	38.8	38.5	-0.3	34.7	33.6	-1.1	178	177	-1	6.0
	Siegel <i>et al</i> ³¹	39.5	39.5	0	35.7	35.3	-0.4	188	190	2	21.6
Cold water immersion	Skein <i>et al</i> ⁴¹	38.9	38.7	-0.2	31.5	33.1	1.6	180	182	2	2.4
	Weighted average	39.1	38.9	-0.2	34.9	34.4	-0.5	181	181	1	6.5
	Weighted average	39.1	38.9	-0.2	34.9	34.5	-0.3	181	181	0	5.7
	Student <i>t</i> test	0.03			0.34			0.94			
Percooling											
Cooling packs	Hsu <i>et al</i> ²⁴	38.4	38.1	-0.3	NA	NA	NA	159	161	2	6.6
	Minitti <i>et al</i> ²⁸	NA	NA	NA	NA	NA	NA	NA	NA	NA	5.4
	Scheidler <i>et al</i> ⁴⁰	39.2	39.4	0.2	NA	NA	NA	178	178	0	-11.6
	Tyler <i>et al</i> ³⁵	39.3	39.1	-0.1	35.0	35.6	0.6	186	188	2	5.1
	Tyler <i>et al</i> ³⁵	38.3	38.4	0.1	35.8	26.1	-9.7	187	187	0	1.9
	Tyler <i>et al</i> ³³	39.2	39.7	0.5	35.6	27.6	-8	181	178	-3	7.0

Continued

Table 1 Continued

	Tc maximum control	Tc maximum cooling	ΔT_c maximum	Tskin maximum control	Tskin maximum cooling	ΔT_{skin} maximum	HR maximum control	HR maximum cooling	ΔHR maximum	Performance (%)
Tyler <i>et al</i> ²⁴	38.9	38.9	0	34.4	35.3	0.9	185	186	1	13.0
Average	38.9	38.9	0.1	35.2	31.2	-4.1	179	180	0	3.9
Cooling vest	38.9	39.1	0.2	34.5	34.7	0.2	174	178	4	20.4
Average	38.9	39.1	0.2	34.5	34.7	0.2	174	178	4	20.4
Cold water ingestion	38.7	38.4	-0.3	NA	NA	NA	170	165	-5	12.7
Average	38.7	38.4	-0.3	NA	NA	NA	170	165	-5	12.7
Total percooling	38.9	38.9	0.0	35.1	31.9	-3.2	178	178	0	7.0
Student t test	0.91			0.16			0.98			
Total of all studies	39.1	38.9	-0.2	34.9	34.1	-0.8	180	180	0	5.6
Student t test	0.08			0.08			0.97			

Maximum, at the end of the exercise protocol.

HR, heart rate; NA, not available; Tc, core body temperature; Tskin, skin temperature.

precooling and percooling on exercise performance is comparable. It is important to take note of the significant publication bias, which is demonstrated in the funnel plot (figure 2), suggesting that negative studies may not have been published. Although this could implicate an overestimation of the overall effect of cooling, there is still abundant evidence that cooling effectively improves exercise performance when exercise is performed in the heat. The application of precooling and percooling are therefore recommended to improve exercise performance while exercising in hot ambient conditions.

Although our statistical analysis does not support a difference in ES between precooling and percooling (ES=0.44 vs 0.40), the variation in performance enhancement between precooling (+5.7%) and percooling (+9.9%) is large. It is believed that both cooling strategies achieve their effects through comparable underlying mechanisms. It is known that exercise leads to a significant level of thermal strain due to a large increase in heat production in the exercising muscles. Maintaining an adequate heat balance requires a significant amount of energy for heat dissipating mechanisms, such as (skin) vasodilation and sweating responses.^{9 45} Percooling contributes to a higher heat storage capacity, a more efficient heat loss and may attenuate the increase in Tc. The attenuated increase in Tc may prevent a decrease in exercise performance. The purpose of precooling is to lower Tc before starting the exercise, leading to an increase in heat storage capacity during exercise. It is hypothesised that the larger heat buffer, induced by precooling, enables the body to perform more work prior to reaching a critical limit for Tc.¹³ This suggests that precooling and percooling enhance exercise performance. Accordingly, we hypothesise that a combination of precooling and percooling may be more effective in improving exercise performance than a single cooling strategy only. Until now, only one pilot study (n=9) has examined this hypothesis and shown that combined precooling and percooling is superior in improving exercise performance compared with precooling or percooling alone.⁴⁶ Future studies may be aimed at further exploring the combined effect of precooling and percooling on exercise performance.

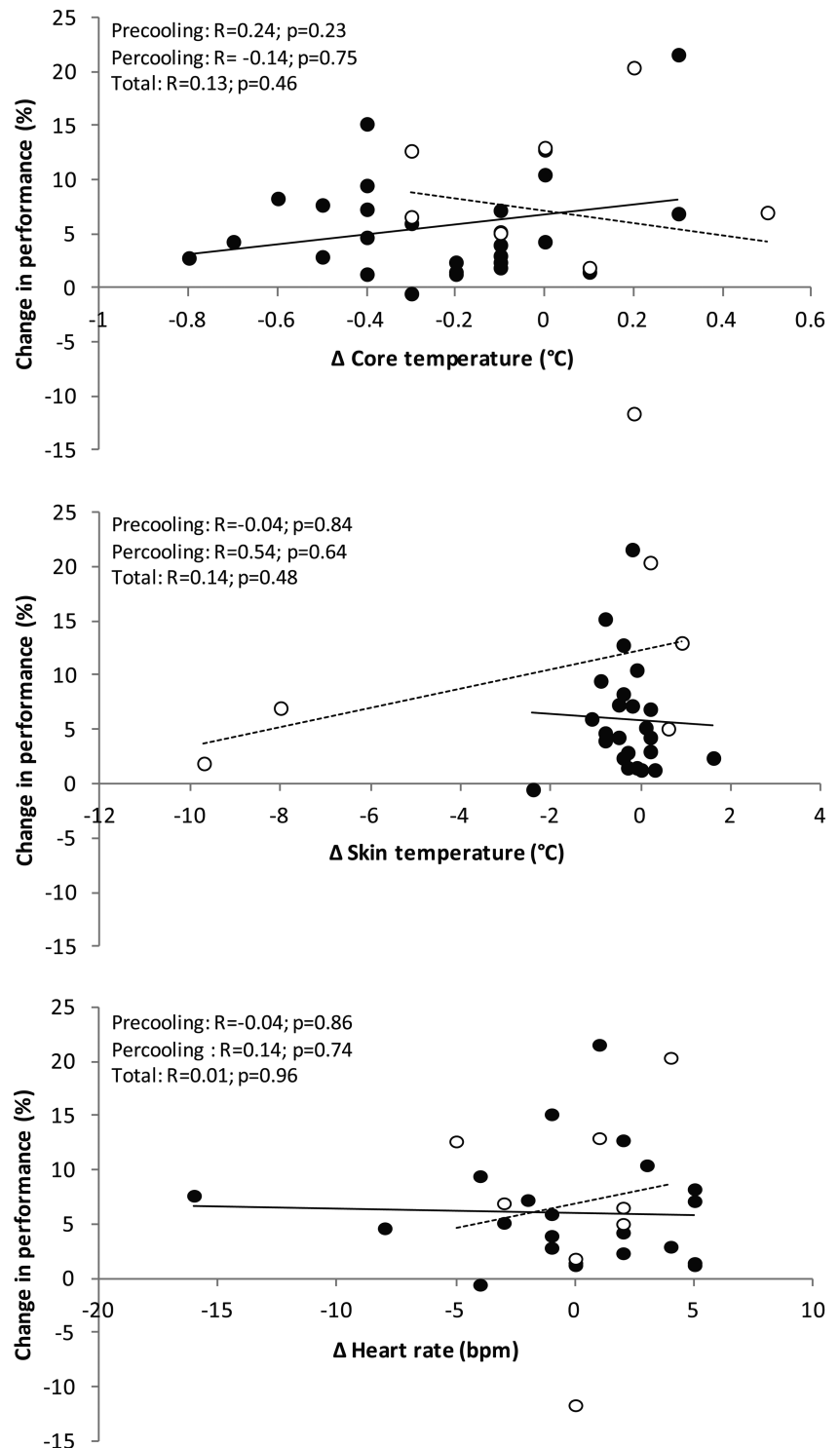
One important question that this meta-analysis tried to answer was whether the impact of cooling strategies can be explained through its effects on thermophysiological factors. Precooling resulted in a significantly lower finishing Tc in the cooling condition compared with the control, while this finding was absent in percooling studies. Presumably, percooling attenuated the increase in Tc and thus increased the heat storage capacity. For this reason, athletes were able to produce more heat before terminating the exercise or lowering the exercise intensity, which results in performance enhancements.^{10 33} Likewise, we did not find correlations between the change in physiological parameters and the improvement of performance (figure 4). These findings suggest that a lower Tc at the end of the exercise does not necessarily improve exercise performance in the heat. It is more likely that the cooling interventions resulted in a reduction of the rise in physiological parameters, which enabled athletes to exercise at a higher absolute amount of work resulting in an improved performance but a comparable finishing Tc, Tskin and HR.⁵

None of the included studies reported any thermoregulatory problems or heat-related illnesses among their participants. This may imply that our body applies internal protection mechanisms to avoid reaching a critical high temperature. There are two common hypotheses that may explain this thermal behaviour. First, as Tc becomes elevated, exercise will be terminated once critically high internal temperatures are attained, which is a safeguard that limits the potential development of dangerous heat illness.^{5 6} Second, the rate of heat gain is detected by our body,

Table 2 Overview of subtotal effect sizes \pm 95% CI of different cooling techniques for the precooling and percooling interventions

	Number of studies	Precooling	Number of studies	Percooling
Cooling vest	6	0.19 (0.10 to 0.28)	1	4.64 (0.96 to 8.32)
Cold water immersion	5	0.49 (0.09 to 0.90)	—	NA
Cold water ingestion	6	0.40 (0.17 to 0.62)	1	1.75 (0.38 to 3.12)
Cooling packs	2	0.40 (0.10 to 0.71)	7	0.34 (0.09 to 0.58)
Mixed method cooling	8	0.72 (0.49 to 0.96)	—	NA
Average effect size	27	0.44 (0.31 to 0.56)	9	0.40 (0.15 to 0.66)

NA, not available.

Figure 4 Correlations between change in exercise performance (%) and change in core temperature (ΔT_c), skin temperature (ΔT_{skin}) and heart rate (ΔHR) for precooling (●) and percooling (○). Pearson's correlation coefficient, significance assumed at $p < 0.05$. Δ = cooling–control.

Review

which could anticipatorily adjust the work rate to ensure that the exercise task can be completed within the homeostatic limits of the body.^{5 47} As this meta-analysis included merely information about peak T_{c} , we could not test which hypothesis was adopted by athletes while performing exercise in the heat. Future studies that compare the threshold with the anticipatory theory are recommended, so that appropriate cooling techniques can be selected accordingly.

This meta-analysis demonstrated a significant impact of the type of cooling strategy when performing precooling to enhance exercise performance. Our analysis revealed that a combination of techniques (ie, mixed method precooling) had a significantly larger effect than individual cooling techniques (cold water/ice slurry ingestion, cooling vests, cooling packs or cold water immersion alone). This observation is reinforced by a study which examined three precooling strategies: (1) cooling pack, (2) cooling pack + cold water immersion and (3) cooling pack + cold water immersion + ice vest.²⁷ While no effect was found for the cooling pack, both mixed method cooling trials effectively improved exercise performance.²⁷ The higher cooling capacity in the mixed method cooling compared with individual cooling strategies most likely contributes to this finding. Mixed techniques with an 'aggressive' approach and affecting a large body surface especially seem to contribute to a larger effect on exercise performance. The law of enthalpy of fusion states that ice possesses a significantly greater capacity to absorb heat than liquid water.^{6 48 49} Accordingly, more aggressive cooling techniques, typically depending on ice or substances with a temperature below zero, demonstrate a larger effect on changing T_{c} and/or exercise performance. In addition, previous data support the idea that whole body cooling is more effective than cooling of a part of the body only.²⁷ Indeed, despite the use of a relatively mild stimulus (ie, 14–24°C), full body water immersion significantly improved exercise performance.^{18 21 25 31} The large cooling surface may importantly contribute to the prolonged suppression of increased physiological and thermal loads^{22 50} and thus improve exercise performance. Taken together, a combination of precooling techniques, preferably 'aggressive' cooling and interventions that cover a substantial part of the athlete's body, represents the current 'best practice' model for precooling to improve exercise performance.

Also, for the percooling strategies, our meta-analysis revealed a significant impact of the type of cooling. Our analyses indicate that wearing an ice vest during exercise has a significantly larger effect than other percooling techniques (cold water ingestion and cooling packs). Interestingly, the ice vests represent an aggressive cooling strategy that impacts on a relatively large body surface. This provides further support that also during percooling, strategies with an aggressive nature that aim at a relatively large body surface area are the most effective cooling strategies. An important limitation is that we only included a single study on the impact of an ice vest, which coincidentally reported a remarkably large ES. Nonetheless, the similarities between the type of most effective cooling strategies for precooling and percooling are striking. We strongly support future studies to confirm this finding using not only well-controlled, within participants designs, but also to improve our understanding why and how these aggressive types of cooling are more successful.

Practical recommendations

Our meta-analysis combined the results of 323 participants in 28 peer-reviewed publications and demonstrated the practical value of cooling strategies to improve exercise performance in

the heat. More importantly, we showed that precooling and percooling are equally effective in improving exercise performance in the heat. Therefore, a combination of precooling and percooling may be superior compared with a single strategy alone. Moreover, we revealed that a combination of cooling techniques (for precooling) or ice vests (for percooling) results in the largest ES on exercise performance, possibly due to the aggressive approach and impact on a relatively large body surface. Based on our novel observations, we recommend future studies to investigate the practical performance and ES of combining precooling and percooling strategies on exercise performance, preferably using aggressive types of strategies. Such joint efforts can further improve exercise performance in the heat, while it may also contribute to a reduction in heat-related illnesses in athletes.

What are the new findings?

- ▶ Precooling and percooling are equally effective in improving exercise performance in the heat.
- ▶ No correlations were found between measures of performance and change in core body temperature, skin temperature and heart rate (ΔT_{c} , ΔT_{skin} and ΔHR) for precooling, percooling and the pooled set of cooling studies.
- ▶ A combination of cooling techniques (for precooling) or ice vests (for percooling) are preferred to improve exercise performance in the heat.
- ▶ The combination of precooling and percooling techniques could be the most effective strategy to improve exercise performance in the heat.

Acknowledgements We are grateful to all the authors who provided additional data for this meta-analysis which were not included in their original publications.

Contributors CCWGB, TMHE and MTEH designed the study. CCWGB, DHJT and TMHE performed the literature search and selected the included studies. MTWW and CCWGB performed the statistical analysis, and all authors contributed to data interpretation. CCWGB and TMHE drafted the manuscript, while MTWW, DHJT and MTEH critically revised the article. All authors gave their final approval of the version published.

Competing interests TMHE is financially supported by the Netherlands Organization for Scientific Research (Rubicon Grant 825.12.016) and DHJT received an E-Dekker stipend from the Dutch Heart Foundation (2009T064).

Provenance and peer review Not commissioned; externally peer reviewed.

REFERENCES

- 1 Duffield R. Cooling interventions for the protection and recovery of exercise performance from exercise-induced heat stress. *Med Sport Sci* 2008;53:89–103.
- 2 Wendt D, van Loon LJ, Lichtenbelt WD. Thermoregulation during exercise in the heat: strategies for maintaining health and performance. *Sports Med* 2007;37:669–82.
- 3 Maughan R, Shirreffs S. Exercise in the heat: challenges and opportunities. *J Sports Sci* 2004;22:917–27.
- 4 Marino FE. Methods, advantages, and limitations of body cooling for exercise performance. *Br J Sports Med* 2002;36:89–94.
- 5 Quod MJ, Martin DT, Laursen PB. Cooling athletes before competition in the heat: comparison of techniques and practical considerations. *Sports Med* 2006;36:671–82.
- 6 Siegel R, Laursen PB. Keeping your cool: possible mechanisms for enhanced exercise performance in the heat with internal cooling methods. *Sports Med* 2012;42:89–98.
- 7 Wegmann M, Faude O, Poppendieck W, et al. Pre-cooling and sports performance: a meta-analytical review. *Sports Med* 2012;42:545–64.
- 8 Bolster DR, Trappe SW, Short KR, et al. Effects of precooling on thermoregulation during subsequent exercise. *Med Sci Sports Exerc* 1999;31:251–7.

- 9 Kenefick RW, Cheuvront SN, Sawka MN. Thermoregulatory function during the marathon. *Sports Med* 2007;37:312–15.
- 10 Tyler CJ, Sunderland C, Cheung SS. The effect of cooling prior to and during exercise on exercise performance and capacity in the heat: a meta-analysis. *Br J Sports Med* Published Online First: 14 Aug 2013 doi:10.1136/bjsports-2012-091739
- 11 Arngrímsson SA, Pettitt DS, Stueck MG, *et al.* Cooling vest worn during active warm-up improves 5-km run performance in the heat. *J Appl Physiol* 2004;96:1867–74.
- 12 Minett GM, Duffield R, Marino FE, *et al.* Duration-dependant response of mixed-method pre-cooling for intermittent-sprint exercise in the heat. *Eur J Appl Physiol* 2012;112:3655–66.
- 13 Stannard AB, Brandenburg JP, Pitney WA, *et al.* Effects of wearing a cooling vest during the warm-up on 10-km run performance. *J Strength Cond Res* 2011;25:2018–24.
- 14 Cohen J. *Statistical power analysis for the behavioral sciences*. 2nd edn. Hillsdale, NJ: Lawrence Erlbaum Associates, 1988: 567.
- 15 Begg CB, Mazumdar M. Operating characteristics of a rank correlation test for publication bias. *Biometrics* 1994;50:1088–101.
- 16 Egger M, Davey Smith G, Schneider M, *et al.* Bias in meta-analysis detected by a simple, graphical test. *BMJ* 1997;315:629–34.
- 17 Sterne JA, Egger M, Smith GD. Systematic reviews in health care: investigating and dealing with publication and other biases in meta-analysis. *BMJ* 2001;323:101–5.
- 18 Castle PC, Macdonald AL, Philp A, *et al.* Precooling leg muscle improves intermittent sprint exercise performance in hot, humid conditions. *J Appl Physiol* 2006;100:1377–84.
- 19 Cotter JD, Sleivert GG, Roberts WS, *et al.* Effect of pre-cooling, with and without thigh cooling, on strain and endurance exercise performance in the heat. *Comp Biochem Physiol A Mol Integr Physiol* 2001;128:667–77.
- 20 Duffield R, Dawson B, Bishop D, *et al.* Effect of wearing an ice cooling jacket on repeat sprint performance in warm/humid conditions. *Br J Sports Med* 2003;37:164–9.
- 21 Duffield R, Green R, Castle P, *et al.* Precooling can prevent the reduction of self-paced exercise intensity in the heat. *Med Sci Sports Exerc* 2010;42:577–84.
- 22 Duffield R, Marino FE. Effects of pre-cooling procedures on intermittent-sprint exercise performance in warm conditions. *Eur J Appl Physiol* 2007;100:727–35.
- 23 Duffield R, Steinbacher G, Fairchild TJ. The use of mixed-method, part-body pre-cooling procedures for team-sport athletes training in the heat. *J Strength Cond Res* 2009;23:2524–32.
- 24 Hsu AR, Hagobian TA, Jacobs KA, *et al.* Effects of heat removal through the hand on metabolism and performance during cycling exercise in the heat. *Can J Appl Physiol* 2005;30:87–104.
- 25 Kay D, Taaffe DR, Marino FE. Whole-body pre-cooling and heat storage during self-paced cycling performance in warm humid conditions. *J Sports Sci* 1999;17:937–44.
- 26 Luomala MO Jr, Salmi J, Linnamo V, *et al.* Adding adding adding vest during cycling improves performance in warm and humid conditions. *J Thermal Biol* 2012;37:47–55.
- 27 Minett GM, Duffield R, Marino FE, *et al.* Volume-dependent response of precooling for intermittent-sprint exercise in the heat. *Med Sci Sports Exerc* 2011;43:1760–9.
- 28 Minniti A, Tyler CJ, Sunderland C. Effects of a cooling collar on affect, ratings of perceived exertion, and running performance in the heat. *Eur J Sport Sci* 2011;11:419–29.
- 29 Mündel T, King J, Collacott E, *et al.* Drink temperature influences fluid intake and endurance capacity in men during exercise in a hot, dry environment. *Exp Physiol* 2006;91:925–33.
- 30 Quod MJ, Martin DT, Laursen PB, *et al.* Practical precooling: effect on cycling time trial performance in warm conditions. *J Sports Sci* 2008;26:1477–87.
- 31 Siegel R, Mate J, Watson G, *et al.* Pre-cooling with ice slurry ingestion leads to similar run times to exhaustion in the heat as cold water immersion. *J Sports Sci* 2012;30:155–65.
- 32 Stanley J, Leveritt M, Peake JM. Thermoregulatory responses to ice-slurry beverage ingestion and exercise in the heat. *Eur J Appl Physiol* 2010;110:1163–73.
- 33 Tyler CJ, Sunderland C. Cooling the neck region during exercise in the heat. *J Athl Train* 2011;46:61–8.
- 34 Tyler CJ, Sunderland C. Neck cooling and running performance in the heat: single versus repeated application. *Med Sci Sports Exerc* 2011;43:2388–95.
- 35 Tyler CJ, Wild P, Sunderland C. Practical neck cooling and time-trial running performance in a hot environment. *Eur J Appl Physiol* 2010;110:1063–74.
- 36 Ückert S, Joch W. Effects of warm-up and precooling on endurance performance in the heat. *Br J Sports Med* 2007;41:380–4.
- 37 Byrne C, Owen C, Cosnefroy A, *et al.* Self-paced exercise performance in the heat after pre-exercise cold-fluid ingestion. *J Athl Train* 2011;46:592–9.
- 38 Duffield R, Coutts A, McCall A, *et al.* Pre-cooling for football training and competition in hot and humid conditions. *Eur J Sport Sci* 2013;13:58–67.
- 39 Ihsan M, Landers G, Brearley M, *et al.* Beneficial effects of ice ingestion as a precooling strategy on 40-km cycling time-trial performance. *Int J Sports Physiol Perform* 2010;5:140–51.
- 40 Schedler CM, Saunders NW, Hanson NJ, *et al.* Palm cooling does not improve running performance. *Int J Sports Med* 2013;34:732–5.
- 41 Skein M, Duffield R, Cannon J, *et al.* Self-paced intermittent-sprint performance and pacing strategies following respective pre-cooling and heating. *Eur J Appl Physiol* 2012;112:253–66.
- 42 Stevens CJ, Dascombe B, Boyko A, *et al.* Ice slurry ingestion during cycling improves Olympic distance triathlon performance in the heat. *J Sports Sci* 2013;31:1271–9.
- 43 Burdon CA, Hoon MW, Johnson NA, *et al.* The effect of ice slushy ingestion and mouthwash on thermoregulation and endurance performance in the heat. *Int J Sport Nutr Exerc Metab* 2013;23:458–69.
- 44 Jones PR, Barton C, Morrissey D, *et al.* Pre-cooling for endurance exercise performance in the heat: a systematic review. *BMC Med* 2012;10:166.
- 45 Reilly T, Drust B, Gregson W. Thermoregulation in elite athletes. *Curr Opin Clin Nutr Metab Care* 2006;9:666–71.
- 46 Hasegawa H, Takatori T, Komura T, *et al.* Combined effects of pre-cooling and water ingestion on thermoregulation and physical capacity during exercise in a hot environment. *J Sports Sci* 2006;24:3–9.
- 47 Tucker R, Rauch L, Harley YX, *et al.* Impaired exercise performance in the heat is associated with an anticipatory reduction in skeletal muscle recruitment. *Pflugers Arch* 2004;448:422–30.
- 48 Merrick MA, Jutte LS, Smith ME. Cold modalities with different thermodynamic properties produce different surface and intramuscular temperatures. *J Athl Train* 2003;38:28–33.
- 49 Yeo ZW, Fan PW, Nio AQ, *et al.* Ice slurry on outdoor running performance in heat. *Int J Sports Med* 2012;33:859–66.
- 50 Daanen HA, van Es EM, de Graaf JL. Heat strain and gross efficiency during endurance exercise after lower, upper, or whole body precooling in the heat. *Int J Sports Med* 2006;27:379–88.



Precooling and percooling (cooling during exercise) both improve performance in the heat: a meta-analytical review

Coen C W G Bongers, Dick H J Thijssen, Matthijs T W Veltmeijer, et al.

Br J Sports Med published online April 19, 2014

doi: 10.1136/bjsports-2013-092928

Updated information and services can be found at:
<http://bjsm.bmj.com/content/early/2014/04/19/bjsports-2013-092928.full.html>

These include:

- | | |
|-------------------------------|--------------------------------------------------------------------------------------------------------------------------------------------------------------------------------------------------------------------------------------------------------------------|
| References | This article cites 48 articles, 8 of which can be accessed free at:
http://bjsm.bmj.com/content/early/2014/04/19/bjsports-2013-092928.full.html#ref-list-1 |
| P<P | Published online April 19, 2014 in advance of the print journal. |
| Email alerting service | Receive free email alerts when new articles cite this article. Sign up in the box at the top right corner of the online article. |
-

Notes

Advance online articles have been peer reviewed, accepted for publication, edited and typeset, but have not yet appeared in the paper journal. Advance online articles are citable and establish publication priority; they are indexed by PubMed from initial publication. Citations to Advance online articles must include the digital object identifier (DOIs) and date of initial publication.

To request permissions go to:
<http://group.bmj.com/group/rights-licensing/permissions>

To order reprints go to:
<http://journals.bmj.com/cgi/reprintform>

To subscribe to BMJ go to:
<http://group.bmj.com/subscribe/>

Supplementary table 1. Overview of study characteristics

Study	Exercise protocol	Type of Cooling	Method of Cooling	Change in exercise performance	Change in temperature	Ambient conditions	Conclusion
Arngrimsson et al. 2004(11)	5-km running time trial	Precooling	Cooling vest during warm-up	1.3% improvement in time trial performance	Trec 0.2°C↓ Tskin 1.8°C↓	32°C 50% rh	Cooling vest improved 5-km run performance
Burdon et al. 2013(43)	90 minute steady state exercise (60% of VO ₂ max), 4 kJ/kg self-paced time trial	Precooling	Ice slurry ingestion (-1°C), 25 gr every 5 minutes during steady state exercise	10.5% improvement in time trial performance	No differences in Tc or Tskin	32°C 40% rh	Ice slurry ingestion improved exercise performance
Byrne et al. 2011(37)	Self-paced 30 min cycling time trial	Precooling	Cold water ingestion (2°C) 3x300 ml	2.8% improvement in covered distance	Reduced Trec until 25 minutes of exercise	32°C 60% rh	Precooling enhances exercise performance
Castle et al. 2006(18)	Intermittent cycling sprints: Twenty 2-min periods	Precooling	20 min of cooling with: (a) Ice vest (10.7°C) (b) Cold water immersion (17.8°C) (c) Ice packs covering upper legs (-16°C)	Increased peak power output for last sprint over penultimate No differences in peak power output or work done 4% increase in peak power output and an improved work done during each sprint	Reduced Tskin until sprint 4 Reduced Tskin during whole protocol Reduced Tskin until sprint 4	34°C 52% rh 34°C 52% rh 34°C 52% rh	Leg cooling offering a more ergogenic effect on the peak power output than upper body or whole body cooling
Cotter et al. 2000(19)	20 min cycling (65% of VO ₂ max), 15 min self-paced time trial	Precooling	Ice vest and cold air exposure (3°C)	16% improvement in mean power output	Trec 0.5°C↓	35°C 60% rh	Precooling improved endurance exercise performance
Duffield et al 2003(20)	80 minute intermittent, repeat sprint cycling exercise	Precooling	Ice cooling jacket (5 min before exercise) and during recovery periods	No improvement of performance	No differences in Tc and Tskin	30°C 60% rh	Ice vest cooling did not improve performance

Study	Exercise protocol	Type of Cooling	Method of Cooling	Change in exercise performance	Change in temperature	Ambient conditions	Conclusion
Siegel et al. 2012(31)	Running until exhaustion at first ventilator threshold	Precooling	30 min of cooling with: (a) 7.5 g/kg of ice slurry ingestion (-1°C) (b) Cold water immersion (24°C)	12.8% improvement in time to exhaustion 21.6% improvement in time to exhaustion	Trec 0.43°C ↓ prior to exercise Trec 0.25°C ↓ prior to exercise	34°C 55% rh 34°C 55% rh	Ice ingestion and cold water immersion increased total time to exhaustion
Skein et al. 2012 (41)	50 min intermittent sprint exercise	Precooling	Cold water immersion (10°C)	No difference in total distance covered	Mean Tc 0.57°C ↓ during exercise	31°C 33% rh	Precooling did not improve performance
Stanley et al. 2010(32)	75 min cycling at 60% of peak power output + 0.75x30 min performance trial	Precooling	1 liter in 50 min of -0.8°C ice or 18.4°C fluid	No changes in performance time trial	Tc 0.4°C ↓ prior to exercise	34°C 60% rh	No effects of precooling on exercise performance
Stevens et al. 2013(42)	Simulated Olympic distance triathlon (self-paced 10 km running time trial)	Precooling	Ice slurry ingestion (< 1°C)	2.5% improvement in 10 km time trial finishing time	Lower intragastric temperature till 1.5 km	34°C 25% rh	Ice slurry ingestion improved 10 km running performance
Tyler et al. 2010(35)	Study A: 75 min running 60% of VO ₂ max and a 15 min self-paced time trial Study B: 15 min running time trial	Cooling during exercise	Neck collar (-80°C, left in ambient conditions for 5 min before use)	Study A: 5.9% improvement of covered distance during time trial Study B: no difference in distance covered between trials	Study A: no difference in neck T _{skin} Study B: Neck T _{skin} is lower in cooling condition	30°C 50% rh 30°C 50% rh	Cooling the neck can improve exercise performance in a hot environment.
Tyler et al. 2011a(33)	90 min preloaded running trial (75 min 60% of VO ₂ max and 15 min self-paced	Cooling during exercise	Neck collar (-80°C, left in ambient conditions for 10 min before use)	7.0% improvement in time trial performance	Neck temperature is reduced by wearing a neck collar	30°C 53% rh	Neck cooling improved time trial performance
Tyler et al. 2011b(34)	Running at 70% of VO ₂ until exhaustion	Cooling during exercise	Neck collar (-80°C, left in ambient conditions for 5 min before use)	13.5% improvement of exercise time until exhaustion	Neck T _{skin} is reduced Trec= 0.43 ↑	32°C 53% rh	Cooling the neck increased the time until exhaustion

Study	Exercise protocol	Type of Cooling	Method of Cooling	Change in exercise performance	Change in temperature	Ambient conditions	Conclusion
Ückert et al. 2007(36)	Incremental running test	Precooling	Cooling vest (0-5°C) for 20 min	7.3% improvement in running time	T _c and T _{skin} 0.2°C and 0.8°C↓ at start exercise	30-32°C 50% rh	Precooling improved running performance

T_c = core body temperature; **T_{skin}** = skin temperature; **T_{rec}** = rectal temperature; **T_{tymp}** = tympanic temperature; **T_{eso}** = esophageal temperature; **VO₂ max** = maximal oxygen consumption; **rh** = relative humidity